

Quilt is 84" x 84".

Paris Flea Market by 3 Sisters
moda

Paris Flea Market

by 3 Sisters

All instructions include a 1/4" seam allowance.
Press in the direction of the arrows.
22" measurement is approximate.

Quilt Construction

Quilt is 84" x 84".

Cutting

Blocks: Divide the Fat Quarter Bundle into Dark and Light prints.

From the Dark prints cut:

- 11-6 7/8" x 22" Dark strips
 - From the strips, cut 32-6 7/8" squares (3 per strip)
 - Cut the squares once on the diagonal to make 64-6 7/8" Dark triangles.
- 11-6 1/2" x 22" Dark strips
 - From the strips, cut 32-Dark 6 1/2" squares (3 per strip)
- 14-2 7/8" x 22" Dark strips
 - From the strips, cut 96-2 7/8" squares (7 per strip)
 - Cut the squares once on the diagonal to make 192-2 7/8" Dark triangles.

From the Light prints cut:

- 11-6 7/8" x 22" Light strips
 - From the strips, cut 32-6 7/8" squares (3 per strip)
 - Cut the squares once on the diagonal to make 64-6 7/8" Light triangles.
- 11-6 1/2" x 22" Light strips
 - From the strips, cut 32-Light 6 1/2" squares (3 per strip)
- 14-2 7/8" x 22" Light strips
 - From the strips, cut 96-2 7/8" squares (7 per strip)
 - Cut the squares once on the diagonal to make 192-2 7/8" Light triangles.

Light Inner Border:

- 7-2" x width of fabric strips
 - Sew the strips end to end using a diagonal seam.
 - From this strip, cut 2-2" x 64 1/2" and 2-2" x 67 1/2".

Dark Inner Border:

- 8-2" x width of fabric strips
 - Sew the strips end to end using a diagonal seam.
 - From this strip, cut 2-2" x 67 1/2" and 2-2" x 70 1/2".

Outer Border and Binding:

(Cut length of fabric; parallel to the selvage.)

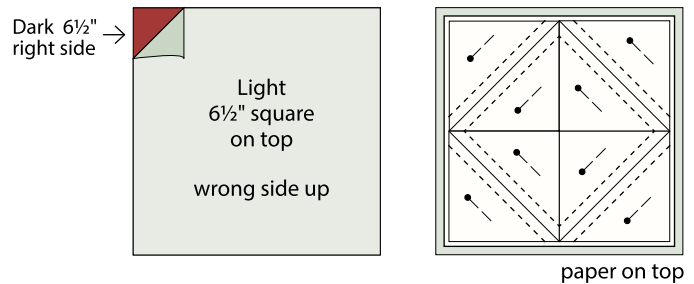
- 2-7 1/2" x 70 1/2" strips
- 2-7 1/2" x 84 1/2" strips
- 4-2 1/2" x length of fabric strips
 - Sew the 4 strips end to end using a diagonal seam to make the Binding.

moda

1 Half Square Triangles

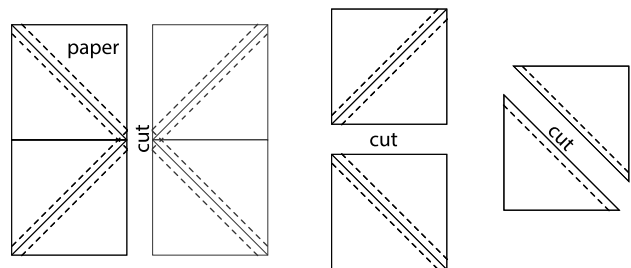
(A) Select one Dark and one Light 6 1/2" square.

Layer squares, right sides together, *the Light on the top*. Following the 2" Star Singles directions, place the paper on top of the fabrics and pin. Sew on the dashed lines. Use a 50 weight thread and a shorter stitch length.

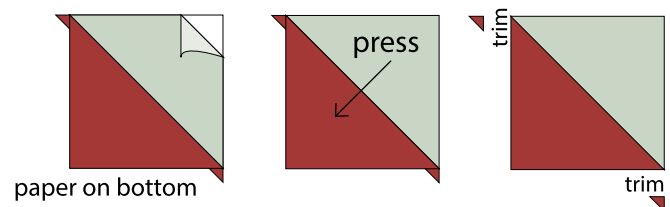


(B) Cut the triangles apart along the solid lines.

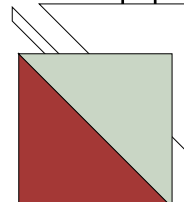
Do not remove the paper.



(C) Flip the triangles over so that the Dark print is on the top. Press the half square triangle units open toward the Dark print. Trim the "dog ears" and remove the paper. One 2" Star Singles paper makes 8 identical half square triangle units.



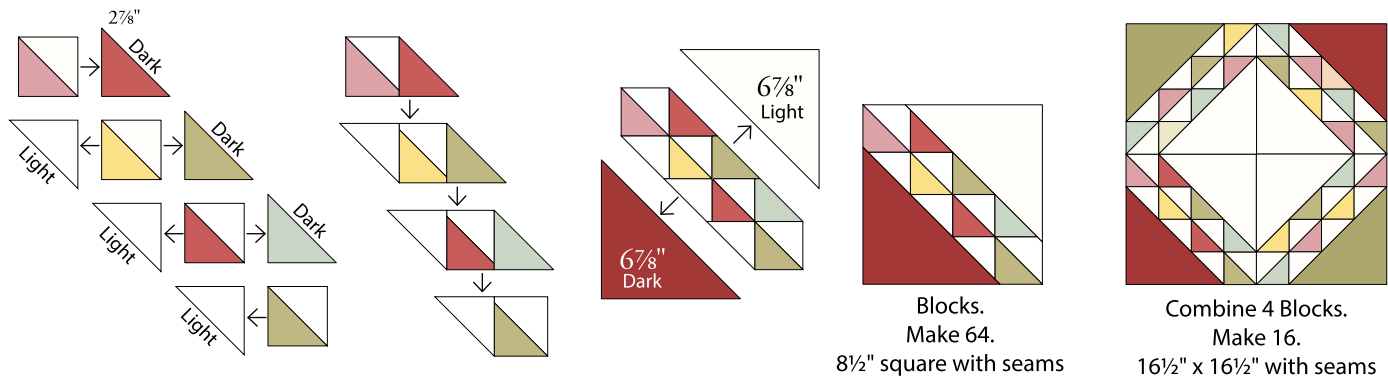
remove paper



1 sheet makes
8 half square
triangle units

Use 32 sheets of 2" Star Singles
paper to make a total of
256 half square triangle units.

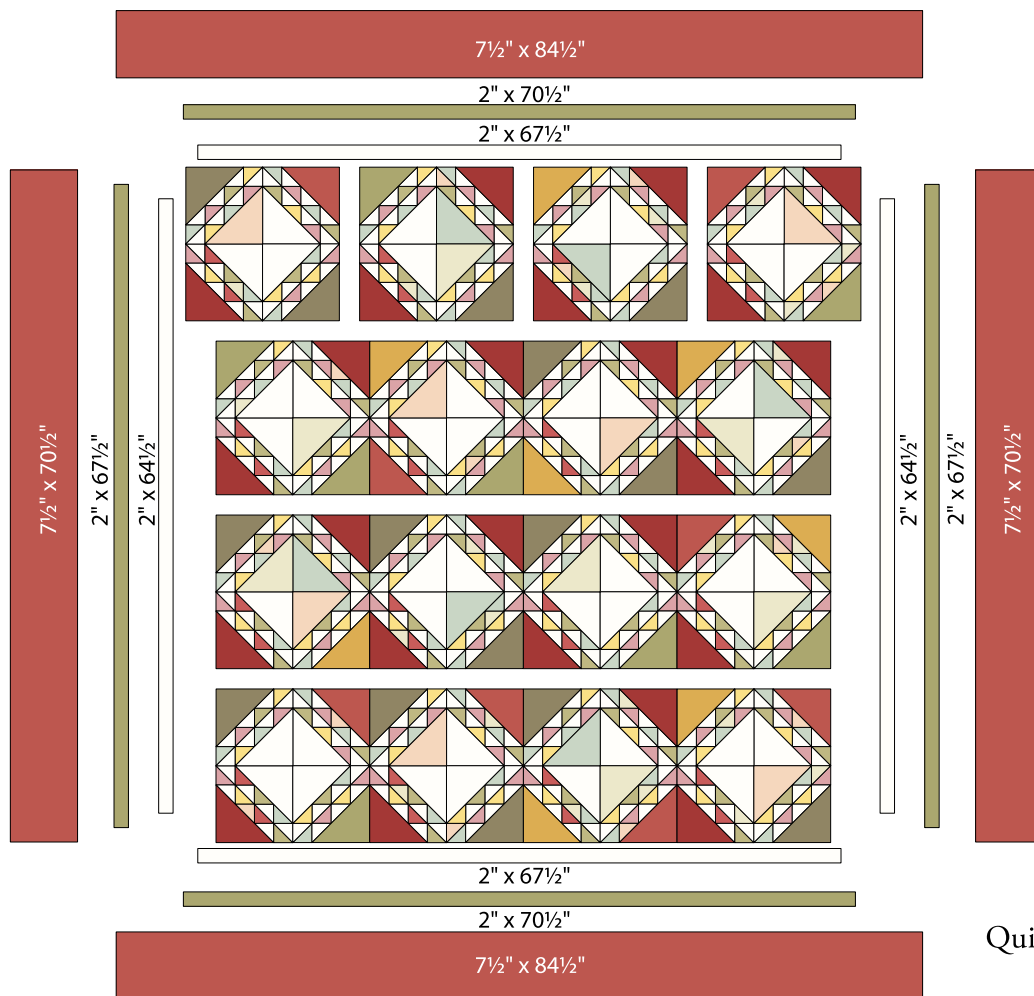
2 Blocks: Combine 3 Dark and 3 Light $2\frac{7}{8}$ " triangles, 4 half square triangle units, 1 Dark and 1 Light $6\frac{7}{8}$ " triangle as shown. Make 64 Blocks. Combine 4 Blocks. Make 16.



3 Quilt assembly

- Join 4 Blocks to make 1 row. Make 4 rows. Join the rows.
- Add the 2 " x $64\frac{1}{2}$ " Light Inner Borders to the quilt sides.
Add the 2 " x $67\frac{1}{2}$ " Light Inner Borders to the quilt top and bottom.
- Add the 2 " x $67\frac{1}{2}$ " Dark Inner Borders to the quilt sides.
Add the 2 " x $70\frac{1}{2}$ " Dark Inner Borders to the quilt top and bottom.
- Add the $7\frac{1}{2}$ " x $70\frac{1}{2}$ " Outer Borders to the quilt sides.
Add the $7\frac{1}{2}$ " x $84\frac{1}{2}$ " Outer Borders to the top and bottom.
- Layer, quilt and bind. ENJOY!

moda



Paris Flea Market

by 3 Sisters

moda

Quilt is 84" x 84".

Fabric Requirements

Blocks:

1 Paris Flea Market Fat Quarter Bundle
(40-18" x 22")(3725AB)

Light Inner Border: ½ yard (3734 11)

Dark Inner Border: ⅝ yard (3733 17)

Outer Border and Binding: 2½ yards
(3730 15)

Backing: 8 yards

1 package 2" Half Square Triangle
Star Singles by Spinning Star Design
(SS020)

Featuring

Paris Flea Market

by

3 Sisters

for Moda.

moda

MODAFABRICS.COM
PS3725 — SUGGESTED RETAIL \$6.00



 3725 11	 3725 15	 3725 16	 3725 17	 3725 21
 3725 24	 3725 25	 3725 26	 3725 27	 3725 29
 3726 11	 3726 15	 3726 16	 3727 11	 3727 14
 3727 15	 3727 16	 3727 17	 3730 11	 3730 15
 3730 16	 3730 17	 3730 19	 3731 16	 3731 17
 3732 11	 3732 16	 3732 17	 3732 19	 3733 15
 3733 16	 3733 17	 3734 11	 3734 14	 3734 16
 3734 17	 3734 19	 3736 11	 3736 16	 3736 17

Cover quilt is a digital image. Your quilt may vary in appearance.